

Hand Sanitiser



When dosing concentrate chemicals always use the recommended PPE, and always read the labels to check best practice for handling both the undiluted & ready to use solutions.

Product Usage Guide

contract



BK143-5



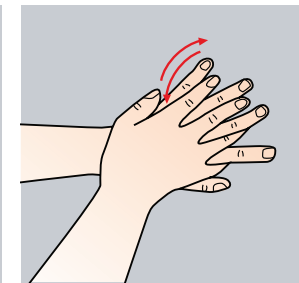
1 Use pelican pump on 5L to dispense into smaller bottle.



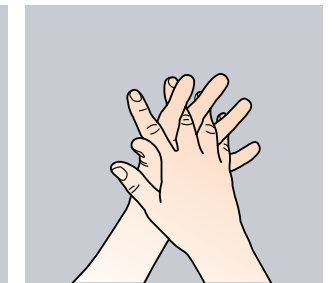
2 Apply 2 - 3 pumps into clean, dry, cupped hands.



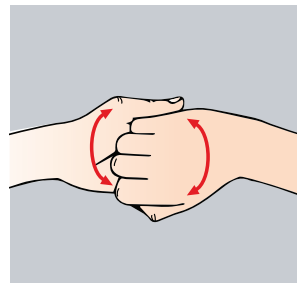
3 Rub hands palm to palm.



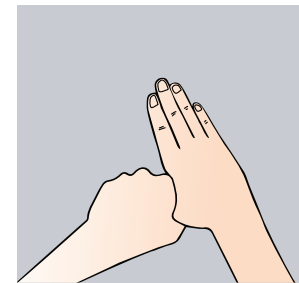
4 Rub back of each hand with palm of other hand with fingers interlaced.



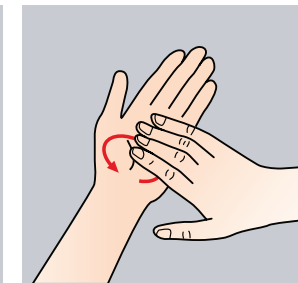
5 Rub palm to palm with fingers interlaced.



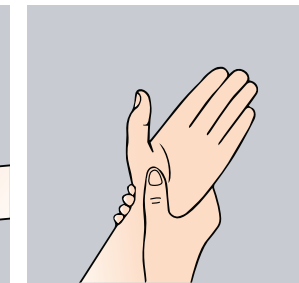
6 Rub with back of fingers to opposing palms with fingers interlocked.



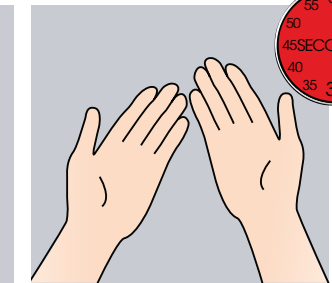
7 Rub each thumb clapsed in opposite hand using rotational movement.



8 Rub fingers in opposite palm in a circular motion.



9 Rub each wrist with opposite hand.



10 Rub until hands are dry. Steps 2 - 9 should take at least 60 seconds.

Areas for use



Scan for further product details



Health & Safety

Please refer to relevant COSHH Safety Data Sheet



Do not apply to broken skin.
Keep away from heat, sparks, open flames, hot surfaces.
No smoking. Keep container tightly closed. Store in a well-ventilated place. Keep cool.



www.jangro.net