

Bactericidal Foam Hand Wash



When dosing concentrate chemicals always use the recommended PPE, and always read the labels to check best practice for handling both the undiluted & ready to use solutions.

Product Usage Guide

Professional

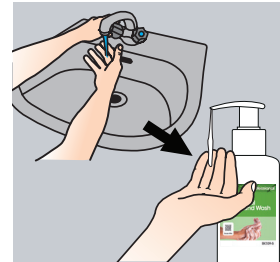
BK109-5



Instructions for use:



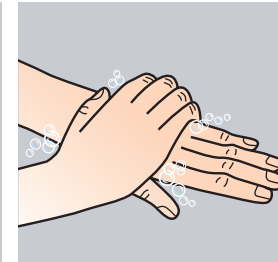
1 Use pelican pump on 5L bottle to dispense into smaller bottle or dispenser.



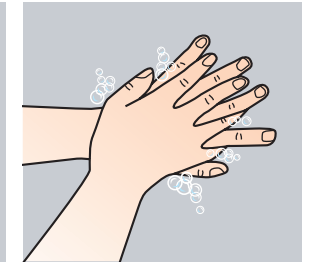
2 Remove any jewellery from hands and wrists to allow effective cleaning. Wet hands with clean water and apply cleanser.



3 Rub hands to produce a lather.



4 Right palm over theback of the left handand vice versa.



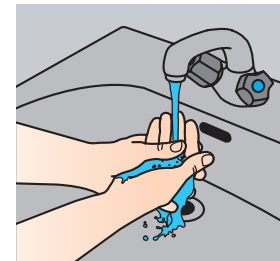
5 Intertwine the fingers of the right hand over theleft and vise versa. Pay particular attention to the areas between fingers and finger nails.



6 Rotationally rub backwards and forwards with clasped fingers of the right hand in the left palm. Change hands and repeat.



7 Grip the left wrist and work cleanser into the skin. Do the same with the right wrist.



8 Rinse off all traces of soap and lather with clean water.



9 Dry hands thoroughly with a disposable paper towel.



10 Discard paper towel in waste bin, avoid touching the bin.

Areas for use



Scan for further product details



Health & Safety

Please refer to relevant COSHH Safety Data Sheet



Avoid contact with eyes.
If contact occurs, rinse immediately with clean water.



www.jangro.net